

- 고정도강(HRc52~70), 프리하드강 계열의 고정밀 가공 엔드밀
- 고품질 실리콘계 코팅(Si) 처리하여 내마모성이 우수합니다.
- 고정밀 공차 적용으로 초정밀 가공에 적합합니다.
- 인선부 강성을 보강하여 날부치핑을 최소화 하였습니다.
- 초미립자 초경합금(0.2 μ m)을 채택, 고속절삭시 뛰어난 성능을 발휘합니다.

- Endmills for pre-hardened and hardened steel(HRc52~70)
- Good wear resistance by high quality Si-based PVD coating.
- High precise edge tolerance.
- Reinforced edge design for preventing edge chipping.
- Outstanding performance at high speed machining by ultra fine (0.2 μ m) WC grade.



D Size	D Tolerance
$\varnothing 0.5 \sim 5$	+0 ~ -0.01mm
$\varnothing 6 \sim 12$	-0.005 ~ -0.025mm

단위: mm

Order Number	날경 Diameter D	날장 Length of cut L1	유효장 Effective Length L2	전장 Overall Length L	샙크 Shank Dia d	비고	Order Number	날경 Diameter D	날장 Length of cut L1	유효장 Effective Length L2	전장 Overall Length L	샙크 Shank Dia d	비고
New 4JJRE 005 010 S04	0.5	0.5	1	40	4		New 4JJRE 012 200 S04	1.2	1.2	20	60	4	
New 4JJRE 005 020 S04	0.5	0.5	2	40	4		New 4JJRE 014 060 S04	1.4	1.4	6	45	4	
New 4JJRE 005 030 S04	0.5	0.5	3	45	4		New 4JJRE 014 080 S04	1.4	1.4	8	45	4	
New 4JJRE 005 040 S04	0.5	0.5	4	45	4		New 4JJRE 014 100 S04	1.4	1.4	10	50	4	
New 4JJRE 005 050 S04	0.5	0.5	5	45	4		New 4JJRE 014 120 S04	1.4	1.4	12	50	4	
New 4JJRE 005 060 S04	0.5	0.5	6	45	4		New 4JJRE 014 140 S04	1.4	1.4	14	50	4	
New 4JJRE 005 080 S04	0.5	0.5	8	45	4		New 4JJRE 014 160 S04	1.4	1.4	16	50	4	
New 4JJRE 005 100 S04	0.5	0.5	10	50	4		4JJRE 015 040 S04	1.5	1.5	4	45	4	
New 4JJRE 006 010 S04	0.6	0.6	1	45	4		4JJRE 015 060 S04	1.5	1.5	6	45	4	
New 4JJRE 006 020 S04	0.6	0.6	2	45	4		4JJRE 015 080 S04	1.5	1.5	8	45	4	
New 4JJRE 006 030 S04	0.6	0.6	3	45	4		4JJRE 015 100 S04	1.5	1.5	10	50	4	
New 4JJRE 006 040 S04	0.6	0.6	4	45	4		4JJRE 015 120 S04	1.5	1.5	12	50	4	
New 4JJRE 006 050 S04	0.6	0.6	5	45	4		4JJRE 015 160 S04	1.5	1.5	16	50	4	
New 4JJRE 006 060 S04	0.6	0.6	6	45	4		New 4JJRE 015 180 S04	1.5	1.5	18	60	4	
New 4JJRE 006 080 S04	0.6	0.6	8	45	4		New 4JJRE 015 200 S04	1.5	1.5	20	60	4	
New 4JJRE 006 100 S04	0.6	0.6	10	50	4		New 4JJRE 015 250 S04	1.5	1.5	25	60	4	
New 4JJRE 006 120 S04	0.6	0.6	12	50	4		New 4JJRE 015 300 S04	1.5	1.5	30	70	4	
New 4JJRE 007 020 S04	0.7	0.7	2	45	4		New 4JJRE 016 060 S04	1.6	1.6	6	45	4	
New 4JJRE 007 040 S04	0.7	0.7	4	45	4		New 4JJRE 016 080 S04	1.6	1.6	8	45	4	
New 4JJRE 007 060 S04	0.7	0.7	6	45	4		New 4JJRE 016 100 S04	1.6	1.6	10	50	4	
New 4JJRE 007 080 S04	0.7	0.7	8	45	4		New 4JJRE 016 120 S04	1.6	1.6	12	50	4	
New 4JJRE 007 100 S04	0.7	0.7	10	50	4		New 4JJRE 016 140 S04	1.6	1.6	14	50	4	
4JJRE 008 010 S04	0.8	0.8	1	40	4		New 4JJRE 016 160 S04	1.6	1.6	16	50	4	
4JJRE 008 020 S04	0.8	0.8	2	40	4		New 4JJRE 016 180 S04	1.6	1.6	18	60	4	
4JJRE 008 030 S04	0.8	0.8	3	40	4		New 4JJRE 016 200 S04	1.6	1.6	20	60	4	
4JJRE 008 040 S04	0.8	0.8	4	40	4		New 4JJRE 016 250 S04	1.6	1.6	25	70	4	
4JJRE 008 050 S04	0.8	0.8	5	40	4		New 4JJRE 018 060 S04	1.8	1.8	6	45	4	
4JJRE 008 060 S04	0.8	0.8	6	40	4		New 4JJRE 018 080 S04	1.8	1.8	8	45	4	
4JJRE 008 080 S04	0.8	0.8	8	40	4		New 4JJRE 018 100 S04	1.8	1.8	10	50	4	
New 4JJRE 008 100 S04	0.8	0.8	10	50	4		New 4JJRE 018 120 S04	1.8	1.8	12	50	4	
New 4JJRE 008 120 S04	0.8	0.8	12	50	4		New 4JJRE 018 160 S04	1.8	1.8	16	50	4	
New 4JJRE 008 160 S04	0.8	0.8	16	50	4		New 4JJRE 018 200 S04	1.8	1.8	20	60	4	
4JJRE 010 020 S04	1	1	2	45	4		New 4JJRE 018 250 S04	1.8	1.8	25	70	4	
4JJRE 010 030 S04	1	1	3	45	4		4JJRE 020 040 S04	2	2	4	45	4	
4JJRE 010 040 S04	1	1	4	45	4		4JJRE 020 060 S04	2	2	6	45	4	
4JJRE 010 060 S04	1	1	6	45	4		4JJRE 020 080 S04	2	2	8	45	4	
4JJRE 010 080 S04	1	1	8	45	4		4JJRE 020 100 S04	2	2	10	50	4	
4JJRE 010 100 S04	1	1	10	50	4		4JJRE 020 120 S04	2	2	12	50	4	
4JJRE 010 120 S04	1	1	12	50	4		4JJRE 020 140 S04	2	2	14	50	4	
4JJRE 010 140 S04	1	1	14	50	4		4JJRE 020 160 S04	2	2	16	50	4	
4JJRE 010 160 S04	1	1	16	50	4		4JJRE 020 180 S04	2	2	18	50	4	
New 4JJRE 010 180 S04	1	1	18	60	4		4JJRE 020 200 S04	2	2	20	50	4	
New 4JJRE 010 200 S04	1	1	20	60	4		New 4JJRE 020 220 S04	2	2	22	60	4	
4JJRE 012 040 S04	1.2	1.2	4	45	4		New 4JJRE 020 250 S04	2	2	25	60	4	
4JJRE 012 060 S04	1.2	1.2	6	45	4		New 4JJRE 020 300 S04	2	2	30	70	4	
4JJRE 012 080 S04	1.2	1.2	8	45	4		4JJRE 025 100 S04	2.5	2.5	10	50	4	
4JJRE 012 100 S04	1.2	1.2	10	50	4		4JJRE 025 120 S04	2.5	2.5	12	50	4	
4JJRE 012 120 S04	1.2	1.2	12	50	4		4JJRE 025 160 S04	2.5	2.5	16	50	4	
4JJRE 012 160 S04	1.2	1.2	16	50	4		4JJRE 025 200 S04	2.5	2.5	20	50	4	
New 4JJRE 012 180 S04	1.2	1.2	18	60	4		4JJRE 025 250 S04	2.5	2.5	25	60	4	

단위: mm

Order Number	날경 Diameter D	날장 Length of cut L1	유효장 Effective Length L2	전장 Overall Length L	샙크 Shank Dia d	비고	Order Number	날경 Diameter D	날장 Length of cut L1	유효장 Effective Length L2	전장 Overall Length L	샙크 Shank Dia d	비고
New 4JJRE 025 300 S04	2.5	2.5	30	70	4								
4JJRE 030 060 S06	3	3	6	45	6								
4JJRE 030 080 S06	3	3	8	45	6								
4JJRE 030 100 S06	3	3	10	50	6								
4JJRE 030 120 S06	3	3	12	50	6								
4JJRE 030160 S06	3	3	16	55	6								
4JJRE 030 200 S06	3	3	20	60	6								
4JJRE 030 250 S06	3	3	25	65	6								
4JJRE 030 300 S06	3	3	30	70	6								
New 4JJRE 030 350 S06	3	3	35	75	6								
New 4JJRE 030 400 S06	3	3	40	80	6								
New 4JJRE 030 450 S06	3	3	45	90	6								
New 4JJRE 030 500 S06	3	3	50	100	6								
New 4JJRE 030 600 S06	3	3	60	110	6								
New 4JJRE 035 120 S06	3.5	3.5	12	50	6								
New 4JJRE 035 160 S06	3.5	3.5	16	55	6								
New 4JJRE 035 200 S06	3.5	3.5	20	60	6								
New 4JJRE 035 250 S06	3.5	3.5	25	65	6								
New 4JJRE 035 300 S06	3.5	3.5	30	70	6								
New 4JJRE 035 350 S06	3.5	3.5	35	75	6								
New 4JJRE 035 400 S06	3.5	3.5	40	80	6								
4JJRE 040 060 S06	4	4	6	50	6								
4JJRE 040 080 S06	4	4	8	50	6								
4JJRE 040 100 S06	4	4	10	50	6								
4JJRE 040 120 S06	4	4	12	50	6								
4JJRE 040 160 S06	4	4	16	55	6								
4JJRE 040 200 S06	4	4	20	60	6								
4JJRE 040 250 S06	4	4	25	65	6								
4JJRE 040 300 S06	4	4	30	70	6								
4JJRE 040 400 S06	4	4	40	80	6								
New 4JJRE 040 450 S06	4	4	45	90	6								
New 4JJRE 040 500 S06	4	4	50	100	6								
New 4JJRE 040 600 S06	4	4	60	110	6								
New 4JJRE 045 120 S06	4.5	4.5	12	50	6								
New 4JJRE 045 160 S06	4.5	4.5	16	55	6								
New 4JJRE 045 200 S06	4.5	4.5	20	60	6								
New 4JJRE 045 250 S06	4.5	4.5	25	65	6								
New 4JJRE 045 300 S06	4.5	4.5	30	70	6								
New 4JJRE 045 400 S06	4.5	4.5	40	80	6								
4JJRE 050 160 S06	5	5	16	60	6								
4JJRE 050 200 S06	5	5	20	60	6								
4JJRE 050 250 S06	5	5	25	65	6								
4JJRE 050 300 S06	5	5	30	70	6								
4JJRE 050 400 S06	5	5	40	80	6								
New 4JJRE 050 500 S06	5	5	50	100	6								
New 4JJRE 050 600 S06	5	5	60	110	6								
4JJRE 060 200 S06	6	6	20	60	6								
4JJRE 060 300 S06	6	6	30	75	6								
4JJRE 060 400 S06	6	6	40	80	6								
4JJRE 060 500 S06	6	6	50	90	6								
New 4JJRE 060 600 S06	6	6	60	100	6								
4JJRE 080 250 S08	8	12	25	65	8								
4JJRE 080 400 S08	8	12	40	100	8								
4JJRE 080 500 S08	8	12	50	110	8								
4JJRE 100 300 S10	10	15	30	70	10								
4JJRE 100 500 S10	10	15	50	100	10								
4JJRE 100 600 S10	10	15	60	120	10								
4JJRE 120 400 S12	12	18	40	80	12								
4JJRE 120 600 S12	12	18	60	110	12								
4JJRE 120 700 S12	12	18	70	130	12								

2JJRE / 4JJRE

- 4JJRE는 RPM 동일, FEED만 최대 50% Up 적용.
- Use the same RPM and raise up the feed up to 50% for 4JJRE.

• RPM : rev./min • Feed : mm/min

피삭재 Material		탄소강 Carbon Steels				합금강 Alloy Steels				프리하든강/ 고경도강 Prehardened Steels/ Hardened Steels			
경도 Hardness		38 ~ 45HRC				45 ~ 55HRC				55 ~ 65HRC			
외경 Outside Diameter	유효장 Effective Length	RPM	FEED	Ap	Ae	RPM	FEED	Ap	Ae	RPM	FEED	Ap	Ae
				Axial Depth	Radial Depth			Axial Depth	Radial Depth			Axial Depth	Radial Depth
∅ 1	4	24,480	936	0.100	0.100	21,600	699	0.100	0.100	20,160	563	0.100	0.100
"	6	22,032	773	0.040	0.040	19,440	577	0.040	0.040	18,144	465	0.040	0.040
"	8	22,032	773	0.040	0.040	19,440	577	0.040	0.040	18,144	465	0.040	0.040
"	10	22,032	773	0.025	0.025	19,440	577	0.025	0.025	18,144	465	0.025	0.025
"	12	19,584	502	0.025	0.025	17,280	443	0.025	0.025	16,128	348	0.025	0.025
"	14	19,584	502	0.025	0.025	17,280	443	0.025	0.025	16,128	348	0.025	0.025
"	16	19,584	476	0.015	0.015	17,280	373	0.015	0.015	16,128	283	0.015	0.015
∅ 1.2	6	21,760	764	0.084	0.084	19,200	570	0.084	0.084	17,920	460	0.084	0.084
"	8	19,584	687	0.048	0.048	17,280	513	0.048	0.048	16,128	414	0.048	0.048
"	10	19,584	687	0.030	0.030	17,280	513	0.030	0.030	16,128	414	0.030	0.030
"	12	19,584	687	0.030	0.030	17,280	513	0.030	0.030	16,128	414	0.030	0.030
"	16	17,408	611	0.020	0.020	15,360	456	0.020	0.020	14,336	368	0.020	0.020
∅ 1.4	8	19,040	668	0.100	0.100	16,800	499	0.100	0.100	15,680	402	0.100	0.100
"	10	17,136	601	0.056	0.056	15,120	449	0.056	0.056	14,112	362	0.056	0.056
"	14	17,136	601	0.035	0.035	15,120	449	0.035	0.035	14,112	362	0.035	0.035
"	16	15,232	391	0.035	0.035	13,440	345	0.035	0.035	12,544	271	0.035	0.035
∅ 1.5	6	19,040	668	0.110	0.110	16,800	499	0.110	0.110	15,680	402	0.110	0.110
"	8	19,040	668	0.110	0.110	16,800	499	0.110	0.110	15,680	402	0.110	0.110
"	10	17,136	601	0.060	0.060	15,120	449	0.060	0.060	14,112	362	0.060	0.060
"	12	17,136	601	0.060	0.060	15,120	449	0.060	0.060	14,112	362	0.060	0.060
"	14	17,136	601	0.060	0.060	15,120	449	0.060	0.060	14,112	362	0.060	0.060
"	16	15,232	391	0.038	0.038	13,440	345	0.038	0.038	12,544	271	0.038	0.038
"	18	15,232	391	0.038	0.038	13,440	345	0.038	0.038	12,544	271	0.038	0.038
"	20	15,232	391	0.038	0.038	13,440	345	0.038	0.038	12,544	271	0.038	0.038
"	25	11,424	278	0.023	0.023	10,080	218	0.023	0.023	9,408	165	0.023	0.023
∅ 1.6	10	15,912	621	0.040	0.040	14,040	463	0.040	0.040	13,104	373	0.040	0.040
"	14	15,912	621	0.040	0.040	14,040	463	0.040	0.040	13,104	373	0.040	0.040
"	18	15,912	621	0.040	0.040	14,040	463	0.040	0.040	13,104	373	0.040	0.040
∅ 1.8	10	15,912	621	0.072	0.072	14,040	463	0.072	0.072	13,104	373	0.072	0.072
"	14	15,912	621	0.072	0.072	14,040	463	0.072	0.072	13,104	373	0.072	0.072
"	18	15,912	621	0.072	0.072	14,040	463	0.072	0.072	13,104	373	0.072	0.072
∅ 2	6	14,280	668	0.200	0.200	12,600	499	0.200	0.200	11,760	402	0.200	0.200
"	8	14,280	668	0.140	0.140	12,600	499	0.140	0.140	11,760	402	0.140	0.140
"	10	14,280	668	0.140	0.140	12,600	499	0.140	0.140	11,760	402	0.140	0.140
"	12	12,852	601	0.080	0.080	11,340	449	0.080	0.080	10,584	362	0.080	0.080
"	14	12,852	601	0.080	0.080	11,340	449	0.080	0.080	10,584	362	0.080	0.080
"	16	12,852	601	0.080	0.080	11,340	449	0.080	0.080	10,584	362	0.080	0.080
"	18	12,852	601	0.050	0.050	11,340	449	0.050	0.050	10,584	362	0.050	0.050
"	20	12,852	601	0.050	0.050	11,340	449	0.050	0.050	10,584	362	0.050	0.050
"	25	11,424	391	0.050	0.050	10,080	345	0.050	0.050	9,408	271	0.050	0.050
"	30	11,424	391	0.030	0.030	10,080	345	0.030	0.030	9,408	271	0.030	0.030
∅ 2.5	12	12,240	716	0.180	0.180	10,800	535	0.180	0.180	10,080	431	0.180	0.180
"	16	11,116	644	0.100	0.100	9,720	388	0.100	0.100	9,072	388	0.100	0.100
"	20	11,116	644	0.100	0.100	9,720	481	0.100	0.100	9,072	388	0.100	0.100
∅ 3	12	10,880	636	0.210	0.210	9,600	475	0.210	0.210	8,960	383	0.210	0.210
"	16	9,792	573	0.120	0.120	8,640	428	0.120	0.120	8,064	345	0.120	0.120
"	20	9,792	573	0.12	0.120	8,640	428	0.12	0.120	8,064	345	0.12	0.120
"	25	9,792	573	0.08	0.080	8,640	428	0.08	0.080	8,064	345	0.08	0.080
"	30	9,792	573	0.08	0.080	8,640	428	0.08	0.080	8,064	345	0.08	0.080
"	40	8,704	509	0.05	0.050	7,680	380	0.05	0.050	7,168	307	0.05	0.050
∅ 4	12	8,000	1,358	0.4	0.400	7,050	902	0.4	0.400	6,580	727	0.4	0.400
"	16	8,000	1,358	0.4	0.400	7,050	902	0.4	0.400	6,580	727	0.4	0.400
"	20	7,800	1,200	0.3	0.300	6,800	800	0.3	0.300	6,200	720	0.3	0.300
"	25	7,800	1,200	0.3	0.300	6,800	800	0.3	0.300	6,200	720	0.3	0.300
"	30	7,800	1,200	0.3	0.300	6,800	800	0.3	0.300	6,200	720	0.3	0.300
"	35	7,600	1,150	0.2	0.200	6,700	780	0.2	0.200	6,000	700	0.2	0.200
"	40	7,600	1,150	0.2	0.200	6,700	780	0.2	0.200	6,000	700	0.2	0.200
"	45	7,600	1,150	0.2	0.200	6,700	780	0.2	0.200	6,000	700	0.2	0.200
"	50	7,600	1,150	0.2	0.200	6,700	780	0.2	0.200	6,000	700	0.2	0.200
∅ 5	16	7,400	1,060	0.1	0.100	6,600	760	0.4	0.400	5,900	680	0.4	0.400
"	20	7,400	1,060	0.1	0.100	6,600	760	0.4	0.400	5,900	680	0.4	0.400
"	25	7,400	1,060	0.1	0.100	6,600	760	0.3	0.300	5,900	680	0.3	0.300
"	30	7,200	1,000	0.09	0.090	6,200	740	0.2	0.200	5,800	650	0.2	0.200
"	35	7,200	1,000	0.09	0.090	6,200	740	0.2	0.200	5,800	650	0.2	0.200
"	40	7,000	980	0.09	0.090	6,000	700	0.2	0.200	5,600	620	0.2	0.200
"	50	7,000	980	0.09	0.090	6,000	700	0.2	0.200	5,600	620	0.2	0.200
∅ 6	20	6,800	950	0.08	0.080	5,800	680	0.1	0.100	5,400	600	0.1	0.100
"	30	6,800	950	0.08	0.080	5,800	680	0.1	0.100	5,400	600	0.1	0.100

2JJRE / 4JJRE

- 4JJRE는 RPM 동일, FEED만 최대 50% Up 적용.
- Use the same RPM and raise up the feed up to 50% for 4JJRE.

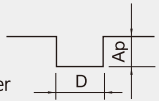
• RPM : rev./min • Feed : mm/min

피삭재 Material		탄소강 Carbon Steels				합금강 Alloy Steels				프리하든강/ 고경도강 Prehardened Steels/ Hardened Steels			
경도 Hardness		38 ~ 45HRC				45 ~ 55HRC				55 ~ 65HRC			
외경 Outside Diameter	유효장 Effective Length	RPM	FEED	Ap Axial Depth	Ae Radial Depth	RPM	FEED	Ap Axial Depth	Ae Radial Depth	RPM	FEED	Ap Axial Depth	Ae Radial Depth
φ	40	6800	950	0.08	0.080	5800	680	0.1	0.100	5400	600	0.1	0.100
φ	50	6500	900	0.05	0.050	5600	650	0.09	0.090	5000	560	0.09	0.090
φ	60	6500	900	0.05	0.050	5600	650	0.09	0.090	5000	560	0.09	0.090

절입량
Depth of Cut

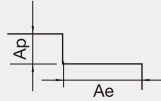
Slotting

- Ap : Axial Depth
- D : Outside Diameter



Side Milling

- Ap : Axial Depth
- Ae : Radial Depth



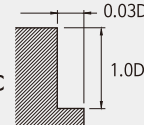
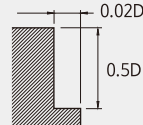
- 4날시 회전수는 유지하고, 피드는 안정적인 속도내에서 최대 50%까지 UP 해주십시오.
- 날 끝이 정밀하게 연삭되어 있습니다. 파손을 피하기 위해 가능하면 비접촉 방식으로 측정 하십시오.
- HRC65 이상 고경도강 가공시 65HRC 조건과 같은 직경 파이에 대비 상기 절삭조건 20% DOWN 해주십시오.
- 이 절삭 조건표는 절삭조건에 참고 수치입니다. 실제 가공시에는 가공 형상, 가공 목적, 적용 기계 등에 따라 조건을 조정 하십시오.
- 조건 표가 기계의 최대스핀들 속도를 초과 하거나 버 및 적열 현상이 발생할때 스팀들 속도와 이송 속도를 비례적으로 조정 하십시오.
- 진동이 적고 강성이 좋은 공작 기계 사용 요망 합니다.(Ø1 이하 사용 시 진동 허용 관리 5µm 이내일 것.)
- 에어브로, 절삭유, 오일미스트 쿨런트를 추천하며, 칩을 잘 제거하고 가공시의 발열과 발화에 주의 하십시오
- For 4JJRE, use the same RPM and raise up the feed up to 50% in stable condition.
- The edge of the flute precisely grinded. If you want to measure the tool, and to avoid damaging on the flutes, use non-contact measuring method.
- When milling hardened material, HRC over 65, decrease by 20% RPM and feed compared to the same diameter.
- Use this table for your reference. Adjust the parameters depending on your machining geometry, machining purpose and CNC.
- If the table over the maximum RPM and feed of your machine, or found red heat on the material, adjust RPM and feed in the same proportion.
- Use a machine with low vibration and good rigidity (Ø1 or less, the vibration tolerance management will be within 5µm.)
- Air blow or mist coolants are recommended and note for chip emission, heat or ignition.

4JJE

Cutting Condition

4JJHE

6&8JJHE : RPM 동일, FEED만 최대 50% Up 적용.
Use the same RPM, raise up the feed up to 50%

피삭재 Material		고경도강 Hardened Steels				피삭재 Material		고경도강 Hardened Steels				고경도강 Hardened Steels									
경도 Hardness		40 ~ 50HRC		50 ~ 55HRC		경도 Hardness		55 ~ 62HRC				62 ~ 68HRC									
외경 Outside Diameter	RPM	FEED	RPM	FEED	외경 Outside Diameter	RPM	FEED	Ap Axial Depth	Ae Radial Depth	RPM	FEED	Ap Axial Depth	Ae Radial Depth								
Ø 1	31,500	1,050	20,300	710	Ø 1	32,000	800	0.5	0.02	28,000	500	0.5	0.02								
Ø 2	20,200	1,250	14,300	840	Ø 1.5	30,000	900	0.75	0.03	25,000	550	0.75	0.03								
Ø 3	14,300	1,250	8,500	840	Ø 2	24,000	1,000	1	0.04	16,000	600	1	0.04								
Ø 4	11,400	1,300	7,200	880	Ø 3	38,400	4,560	1.5	0.06	19,200	2,280	1.5	0.06								
Ø 5	10,500	1,500	6,700	1,000	Ø 4	28,800	5,280	2	0.08	14,400	2,640	2	0.08								
Ø 6	8,450	1,400	5,600	950	Ø 5	24,000	6,000	2.5	0.1	12,000	3,000	2.5	0.1								
Ø 7	7,800	1,380	4,200	900	Ø 6	19,200	6,960	3	0.12	9,600	3,480	3	0.12								
Ø 8	6,500	1,350	3,830	840	Ø 8	14,400	6,960	4	0.16	7,200	3,480	4	0.16								
Ø 9	6,150	1,260	3,500	840	Ø 10	11,520	6,960	5	0.2	5,760	3,480	5	0.2								
Ø 10	5,250	1,260	2,800	800	Ø 12	9,600	5,760	6	0.24	4,800	2,880	6	0.24								
Ø 11	4,300	1,150	2,500	800	Ø 16	7,200	4,320	8	0.32	3,600	2,160	8	0.32								
Ø 12	4,300	1,150	2,300	760	Ø 20	5,760	3,480	10	0.4	2,880	1,680	10	0.4								
Ø 14	3,500	1,050	2,100	760	<p>절입량 Depth of Cut</p> <div style="display: flex; justify-content: space-around;"> <div style="text-align: center;"> <p>~ 55HRC</p>  </div> <div style="text-align: center;"> <p>55HRC ~</p>  </div> </div>																
Ø 16	3,500	1,050	2,000	700																	
Ø 18	2,800	1,000	2,000	700																	
Ø 20	2,600	980	1,800	650																	

- HRC55 이하 피삭재(합금강, 공구강) 가공시 같은 파이에 대비 상기 절삭조건 20% UP 해주십시오.
- JJHE의 6~8날 가공시 회전수는 유지하고, 안정적인 속도내에서 피드를 최대 50%까지 UP 해주십시오.
- JJHE Series 제품은 홈절삭보다 측면절삭에 효율이 높은점 참고 바랍니다.
- 이 절삭 조건표는 절삭조건에 참고 수치입니다. 실 가공시 가공 형상, 가공 목적, 적용 기계에 따라 조건 변경 요망합니다.
- 조건표가 기계의 최대스핀들 속도를 초과 하거나 버 및 적열 현상이 발생할때 스팀들 속도와 이송 속도를 비례적으로 조정 하십시오.
- 소재 및 가공 형상에 적합한 절삭유를 사용하십시오.
- When milling workpiece, HRC below 55 (Alloy steel, tool steel), Raise up 20% RPM and feed compared to the same diameter.
- For 6-8 flutes of JJHE, keep the RPM and raise up the feed up to 50% in the stable milling condition.
- Note that JJHE series performs better in side milling rather than groove milling.
- Use this table for your reference. Adjust the parameters depending on your machining geometry, machining purpose and CNC.
- If the table over the maximum RPM and feed of your machine, or found red heat on the material, adjust RPM and feed in the same proportion.
- Use suitable cutting oil for material and machining geometry.

Your specials are our standards.

당신의스페셜은우리의표준품입니다.

WWW.JJTOOLS.CO.KR

WWW.JJTOOLS.CO.KR

LONG Life HIGH Performance

FINISHING INSERTS

TSPM-S

New Products

Your specials are our standards.

LOW Price HIGH Performance

경사면 표면 및 곡면 가공을 위한 **FLAT 디자인 적용!**

Applied flat design for inclined or curved surfaces when counter boring and drilling.

NEW FLAT DRILL

가력만족, 성능만족 - 다기능 플랫드릴 시리즈

Price Satisfaction, Performance Satisfaction - Multi functional Flat Drill Series

Your specials are our standards.

45TM 시리즈 20TM

공구 교체없이 드릴링, 나사가공, 챔퍼가공을 한번에 -

THREAD MILLS

Drilling, threading and chamfering in one tool operation

WWW.JJTOOLS.CO.KR

DENTAL SERIES

정밀 제조시엔 CAD/CAM Milling Bit

PRECISION

Your specials are our standards.

강하고 오래가는 - 나노 다이아몬드 코팅!

Strong & Long Lasting New Diamond Coating!

For Composite Materials